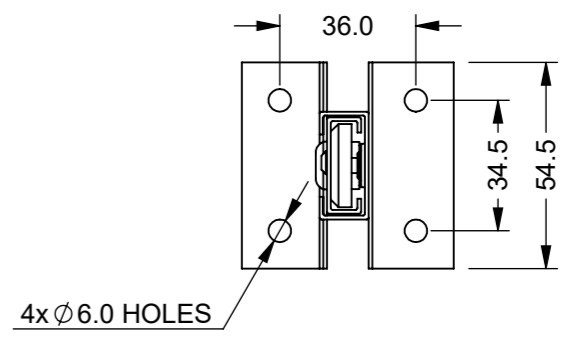
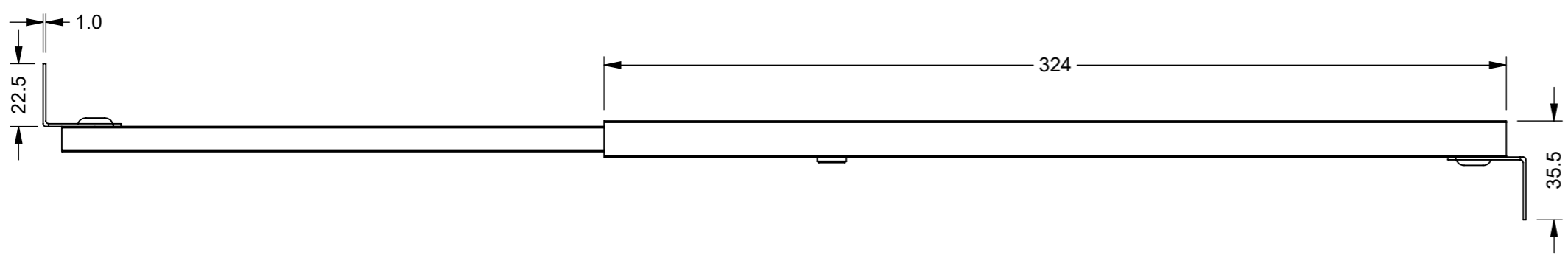
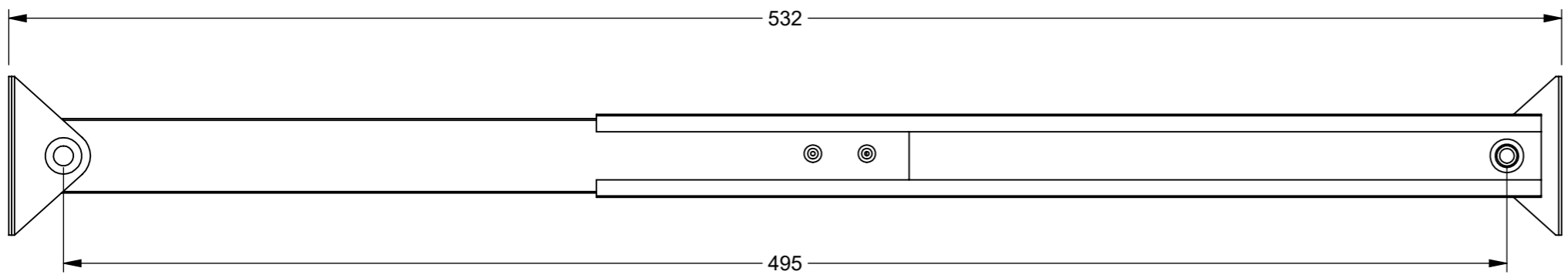
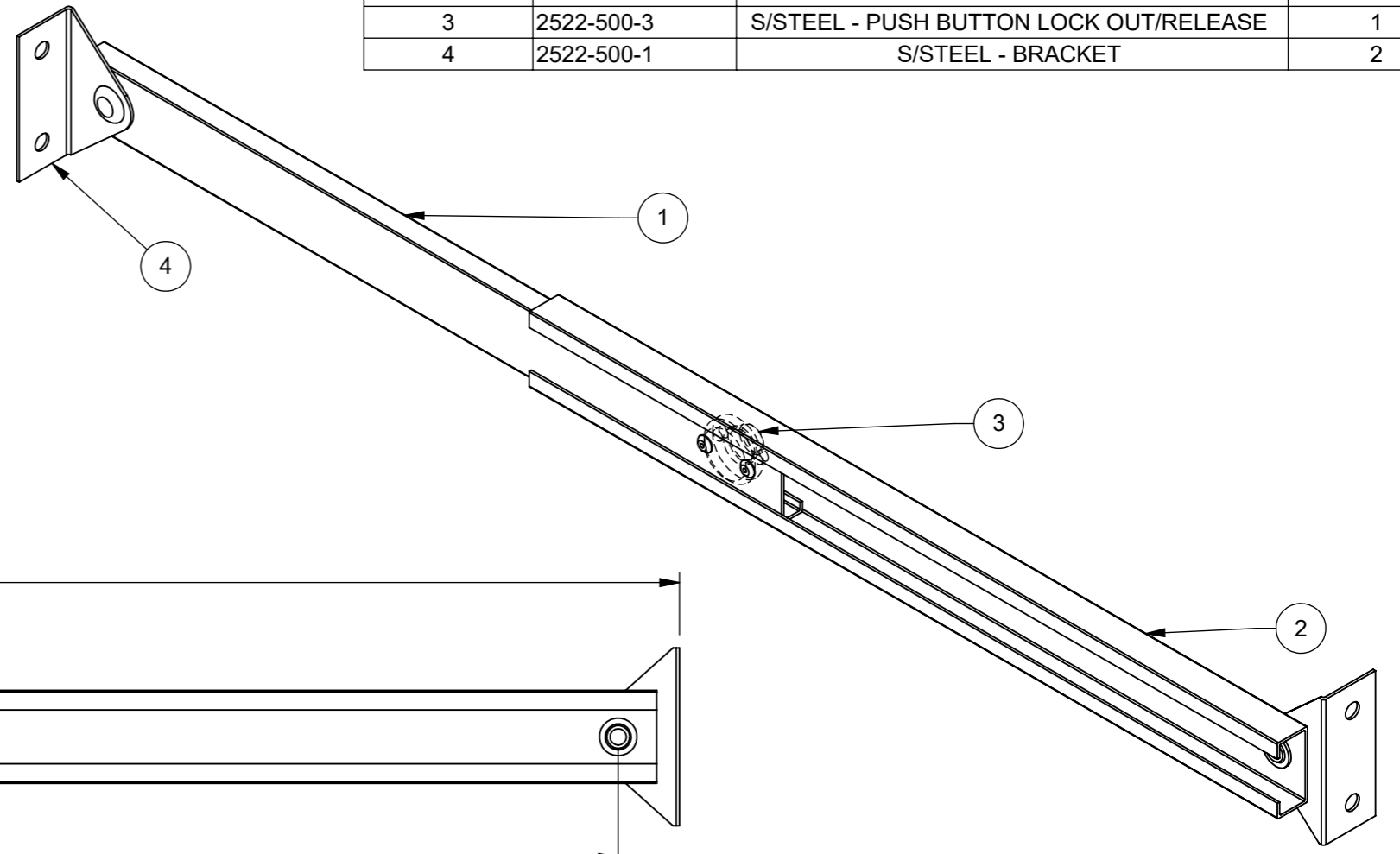


IF IN DOUBT ASK

ITEM NO.	PART NUMBER	DESCRIPTION	QTY.
1	2522-500-2	S/STEEL-INNER PRESSED PLATE	1
2	2522-500-4	S/STEEL - OUTER PRESSED PALTE	1
3	2522-500-3	S/STEEL - PUSH BUTTON LOCK OUT/RELEASE	1
4	2522-500-1	S/STEEL - BRACKET	2



ZONE	REV.	DESCRIPTION	DATE	APPROVED
	1	VALIDATION COMPLETE	05/03/2024	AP

REVISIONS

UNLESS OTHERWISE STATED, ALL DIMENSIONS IN mm

TOLERANCES	SURFACE FINISH	FILLET RADII
0.5 - 6 = ±0.1mm	1.6µm Ra	0.5 TO 1.0
6 - 30 = ±0.2 mm		
30 - 120 = ±0.3 mm	SQUARENESS 0.05 IN 25	
120 - 400 = ±0.5 mm	PARALLELISM 0.05 IN 25	
400 - 1000 = ±0.8 mm	RUNOUT 0.1	
1000 - 2000 = ±1.2 mm	ANGLES ±0.5°	
2000 - 4000 = ±2.0 mm		

MATERIAL: SEE TABLE
 MASS: 0.33KG
 FINISH: NATURAL

DRAWN BY: SR
 CHECKED BY: AP
 DESCRIPTION: TELESCOPIC LID SUPPORT STAYS
 APPROVED BY: AP
 ORIGINATION DATE: 05/03/2024

NUMBER: 2522-500
 REVISION: 1
 SHEET: 1 of 1
 SCALE: PROPORTIONAL - DO NOT SCALE
 REF SCALE 1:5 WHEN PRINTED ON A3
 PROJECTION 3rd ANGLE



PROPRIETARY RIGHTS ARE INCLUDED IN THE INFORMATION DISCLOSED HEREIN. NEITHER THIS DOCUMENT NOR ANY INFORMATION DISCLOSED SHALL BE REPRODUCED, USED, TRANSFERRED TO OTHER DOCUMENTS, OR DISCLOSED TO OTHERS FOR ANY PURPOSE INCLUDING MANUFACTURING UNLESS SPECIFICALLY AUTHORIZED IN WRITING
 REMOVE ALL SHARP EDGES AND BURRS
 PART FINISHING AND MARKING TO CESF001